PRECISION TO A BRIGHTER TRADING TOMORROW

SMART TOOLS
REAL INSIGHTS
BETTER TRADERS

VIP ALGOS

FOREX SENTIMENT & GOLD SENTIMENT™

USER GUIDE

Live Forex + Gold sentiment scanner for TradingView and MetaTrader (MT5/MT4)

A practical guide to understanding live market sentiment, ranked pairs, major currency mood, and smart alert workflow.

SENTIMENT SCANNER
REAL-TIME INSIGHTS

DATA DRIVEN TRADING
TRADE SMARTER

MORE OPPORTUNITIES
ACROSS FOREX & GOLD

INSIDE THIS GUIDE

01 Overview
02 Dashboard
03 Core Features
04 Settings & Alerts
05 Best Workflow

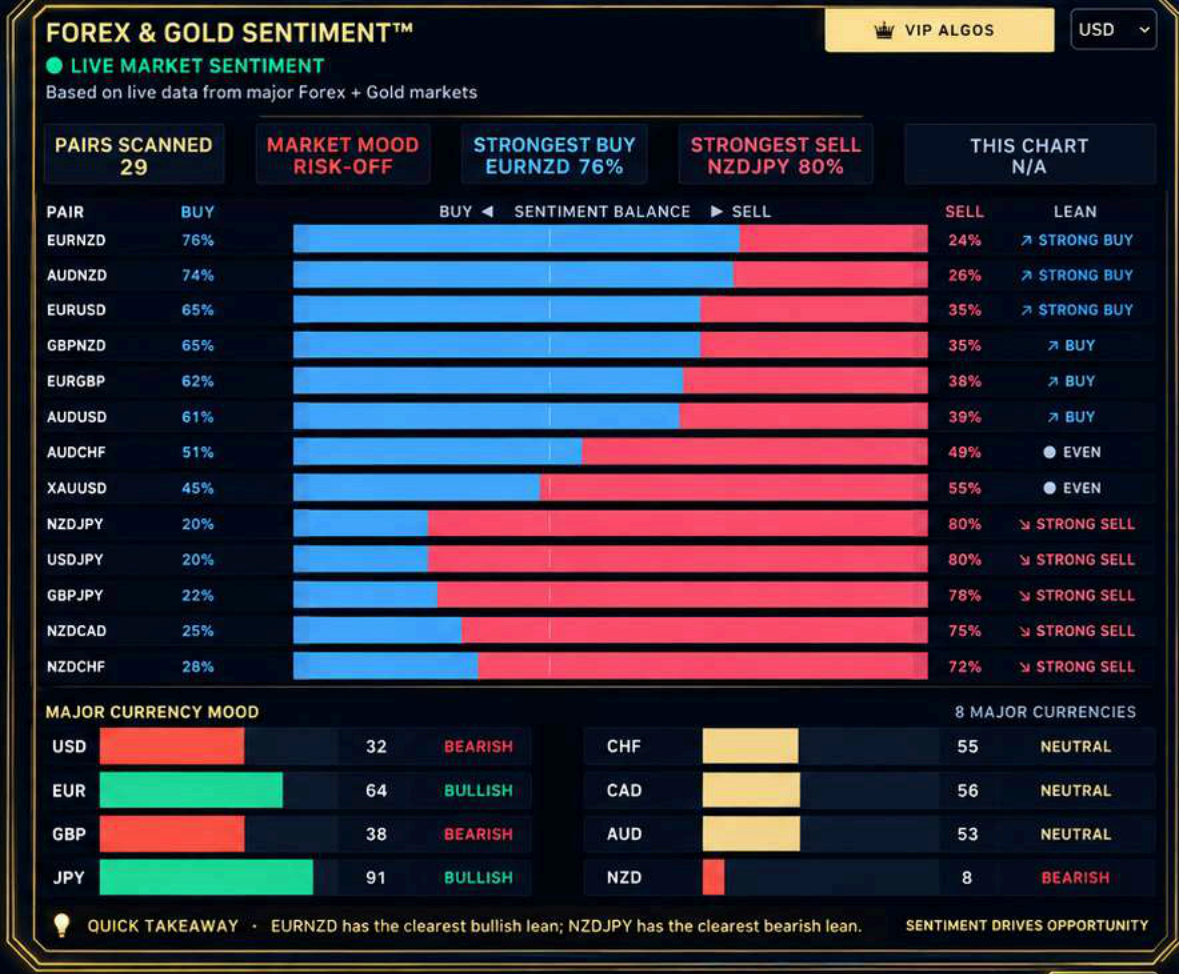

MARKET SENTIMENT FUELS OPPORTUNITY

VIP ALGOS

PRECISION TO A BRIGHTER TRADING TOMORROW

SMART TOOLS
REAL INSIGHTS
BETTER TRADERS

FOREX SENTIMENT & GOLD SENTIMENT™

QUICK OVERVIEW

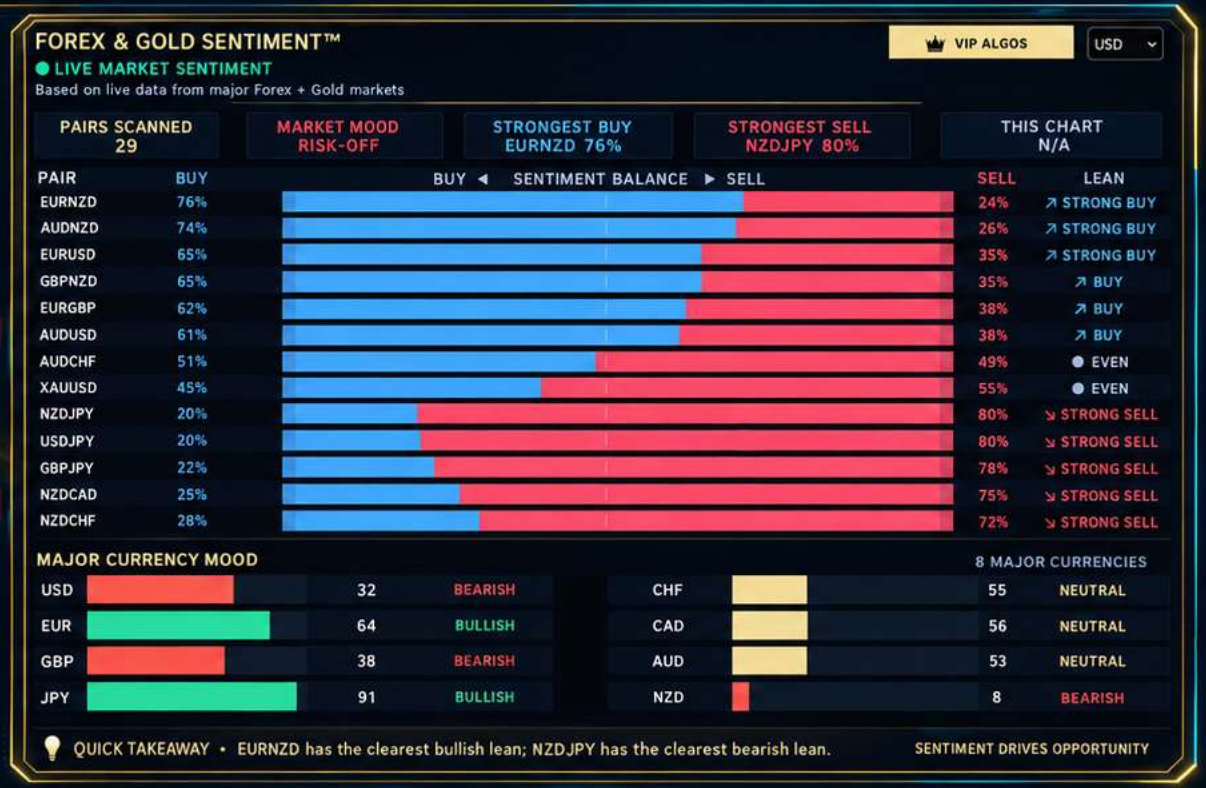

LIVE MARKET SENTIMENT

Scans major Forex pairs plus Gold to show the current bullish or bearish balance across the market.

RANKED PAIR TABLE

Displays pairs from strongest buy lean to strongest sell lean so you can focus on clearer opportunities faster.

MAJOR CURRENCY MOOD

Shows the sentiment strength of USD, EUR, GBP, JPY, CHF, CAD, AUD and NZD for extra market context.

CHART COMPATIBLE

Use it on Forex and Gold charts to quickly compare the current chart with the broader sentiment picture.

This indicator is designed to make live Forex + Gold sentiment easier to read across multiple markets and timeframes.

VIP ALGOS

DASHBOAR & CORE FEATURES

The dashboard gives you instant market context so you can review stronger and weaker sentiment setups more efficiently.

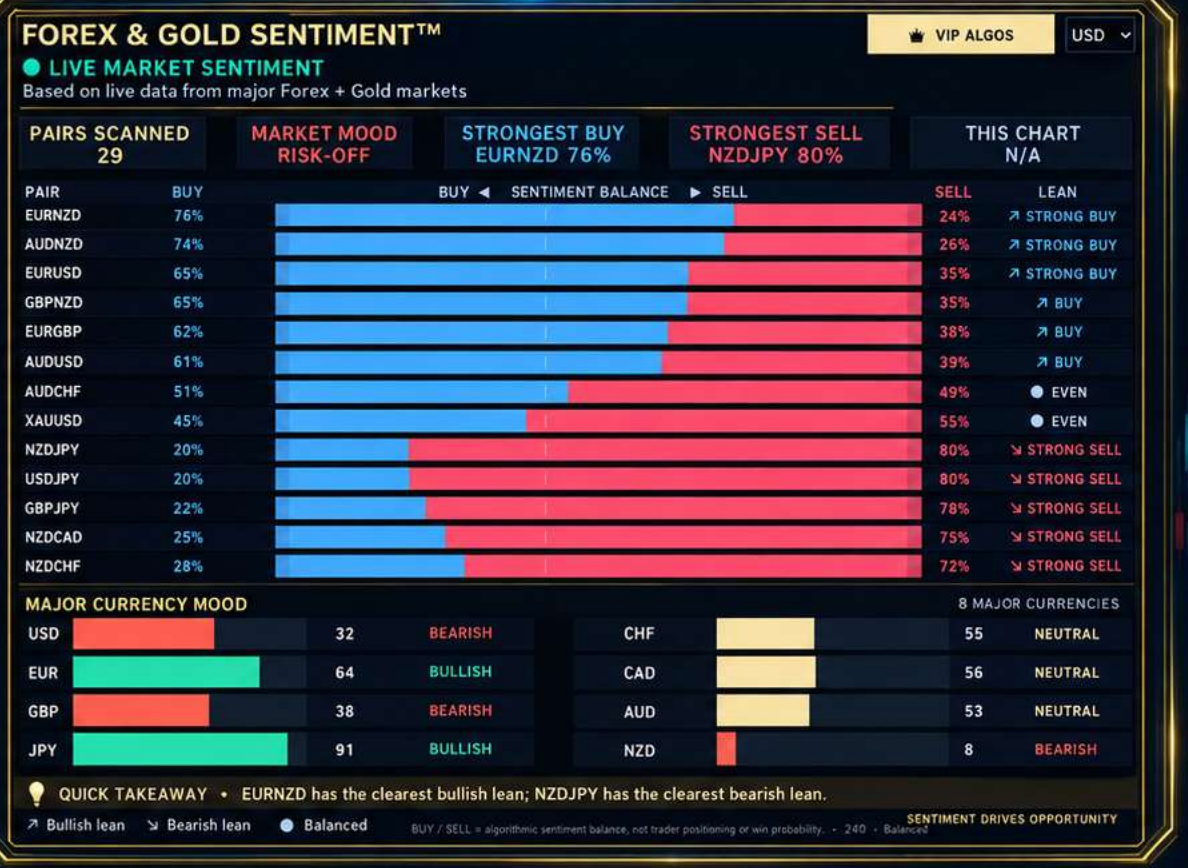

01 PAIRS SCANNED

Shows how many markets are included in the live sentiment scan.

02 MARKET MOOD

Summarises the overall market tone, such as risk-on or risk-off.

03 STRONGEST BUY / SELL

Highlights the clearest bullish and bearish pair opportunities from the scan.

04 SENTIMENT BALANCE

Each row compares buy pressure vs sell pressure so the pair bias is easy to spot.

05 LEAN LABELS

Quick labels like Strong Buy, Buy, Even, Sell and Strong Sell make the table easier to read.

06 MAJOR CURRENCY VIEW

The currency mood section helps explain why some pairs look stronger or weaker than others.

VIP ALGOS

SETTINGS & ALERTS

USER GUIDE



Tip: Balanced mode with Auto timeframe is a simple default for most users.

01 GENERAL

- **Show Dashboard**
  Toggle the on-chart dashboard.
- **Dashboard Position**
  Choose where it appears on your chart.
- **Dashboard Size**
  Select the size (Small, Normal, Large).
- **Show Major FX Sentiment**
  Display the major currency mood section.
- **Show Current Pair**
  Highlight sentiment for the chart's pair.
- **Show Best Pair**
  Show the strongest opportunity.
- **Forex Data Source**
  Choose the data source for currency sentiment.

02 CALCULATION MODE

- **Fast**
  Reacts sooner to changes.
- **Balanced**
  Default setting for a balance of responsiveness and stability.
- **Smooth**
  Filters more noise for cleaner signals.
- **Custom**
  Gives you more control over calculation parameters.

Fast reacts sooner, Balanced is the default, Smooth filters more noise, and Custom gives you more control.

03 TIMEFRAME

- **Auto**
  Uses a sensible confirmed timeframe automatically.
- **Current**
  Uses the current chart timeframe.
- **Higher Timeframe**
  Analyse a higher timeframe (for example H1 or H4).

Use Auto for a sensible confirmed timeframe, or choose your own higher timeframe if preferred.

04 THRESHOLDS & VISUALS

- **Very Strong / Strong / Weak / Very Weak levels**
  Adjust the sentiment strength thresholds.
- **Minimum Pair Separation**
  Set the minimum difference between pairs.
- **VIP Gold Theme**
  Use the signature VIP Algos gold theme.
- **Glow**
  Toggle visual glow effects.
- **Sentiment Meter**
  Show or hide the sentiment meter display.
- **Chart Bias**
  Display the overall chart bias.
- **Background Sentiment**
  Show background sentiment zones on the chart.

05 ALERTS

- **Enable Alerts**
  Turn alerts on or off.
- **Currency Strength Shift**
  Get notified when a currency's strength changes significantly.
- **Strong Currency Divergence**
  Alert when there is a strong divergence between currencies.

Alerts are designed to notify you when sentiment conditions change on confirmed bar closes.

vipalgos.com | contact@vipalgos.com

Educational use only • Trading involves risk • Use your own judgment

VIP ALGOS

PRECISION TO A BRIGHTER TRADING TOMORROW

SMART TOOLS
REAL INSIGHTS
BETTER TRADERS

BEST WORKFLOW

FOREX SENTIMENT & GOLD SENTIMENT™

USER GUIDE 05

01 CHECK MARKET MOOD

Start with the overall mood and see whether the market is leaning more risk-on or risk-off.

02 FIND THE STRONGEST PAIRS

Review the table and focus first on stronger buy or stronger sell opportunities.

03 COMPARE WITH THE CURRENT CHART

If your chart matches the broader sentiment bias, the setup may deserve extra attention.

04 USE CURRENCY MOOD AS CONTEXT

Check whether the major currency readings support the pair idea you are reviewing.

05 SET ALERTS AND STAY SELECTIVE

Use alerts for sentiment shifts or strong divergence, and focus on the cleaner setups instead of forcing trades.



BEST PRACTICES

- Use sentiment as context, not certainty.
- Combine with your chart structure and risk plan.
- Re-check the dashboard when market conditions change.

This tool is built to help you spot stronger sentiment opportunities faster across Forex and Gold.